

TFR
turbo
CHARGE

Electrostatic Traffic Film Remover

New

**Positively
powerful**



OILTECHNICS

oiltechnics.com

TFR **turbo** CHARGE

*A new & innovative approach to Traffic Film Removal:
Turbo Charge's unique electrostatic technology quickly
& efficiently removes grease, dirt and road film from
vehicle surfaces - and helps prevent resoiling!*

Using a unique chemical action, Turbo Charge removes dirt
& grease by molecular force instead of mechanical action -
reducing cleaning times by up to 50%!* **Less effort, better results!**



Turbo Charge is the quick & easy solution to help you power through all your vehicle cleaning:

- **Powerful & fast acting** - Turbo Charge's electrostatic formula does the hard work for you!
- **Time-saving** - less mechanical actions means higher throughput of vehicles
- **Reduces frequency of cleaning** - leaves a residual chemical barrier which repels dirt
- **Environmentally responsible** - no caustic chemicals, solvent free & readily biodegradable
- **Suitable for use on all vehicles** - paintwork and glass friendly, and dries streak free

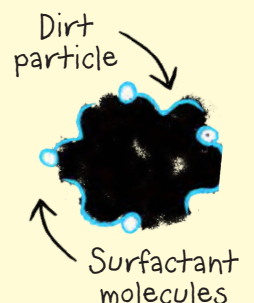
HGV Steel Wheel Rims:



* Results depend on vehicle type and level of soiling.

How Turbo Charge's electrostatic action works

The latest technology has gone into the making of Turbo Charge – but at the heart of the technology is a **specialised surfactant formula** that works to create a bubble around the dirt & grease particles.

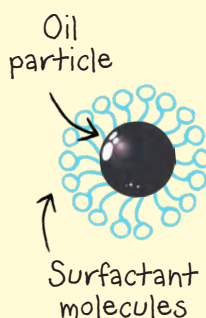


Next generation in vehicle cleaning

Where to use

Turbo Charge provides high washing capacity, reliable cleaning results & cost efficiency - making it ideal for use in the following areas:

- Hauliers, fleet vehicles & courier providers
- Bus, coach, taxi & car hire companies
- Ambulance, Fire & Police vehicles
- Waste management vehicles
- Airport ancilliary vehicles
- Garages & autorepairs
- Commercial vehicle washing operations
- Valeting businesses
- Automotive manufacturers & industries
- Delivery services



Using oppositely charged surfactants, our chemistry prevents the dirt particles from clumping together and forces them away from the surface they're stuck to e.g. a vehicle.

It's this molecular action which makes Turbo Charge so effective at cutting through dirt & grease – minimising the effort & time required to clean vehicles.



How to use

Manual application

- Sponge wash as with traditional car shampoos or detergents.
- Recommended dilution: **5% - 10%**, depending on soiling and vehicle type.
- Always rinse thoroughly with clean water after use.

Pressure washers & foam lance

- Use at dilutions of up to **5%**, depending on system.
- Apply liberally at low pressure for several minutes.
- Rinse off thoroughly at high pressure after use.

HGVs & curtain sided lorries:

- For application by pressure washer, use at a **5%** dilution.
- For cleaning vehicle curtains, apply by pressure washer at a **10%** dilution.
- If brush cleaning vehicle curtains after initial washing, use at a **5%** dilution.
- Rinse off thoroughly at high pressure after use.

Note:

- On older vehicles or damaged or worn paint film, we would recommend spot testing prior to use.

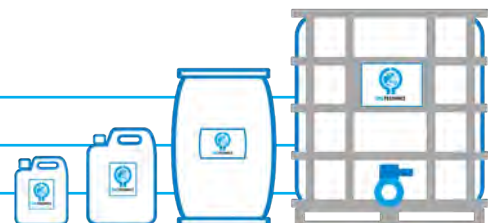
Physical properties

Appearance	Yellow liquid
Specific Gravity	1.07
pH	approx. 10
pH at 10% dilution	approx. 9
Viscosity	Non-viscous
Biodegradability	Readily biodegradable: >60% BOD/COD (20 days)



Pack sizes

4 x 5 Litre	TFR4X5
25 Litre	TFR25
200 Litre	TFR200
1000 Litre	TFR1000



Oil Technics Ltd

Linton Business Park, Gourdon, Aberdeenshire, Scotland UK DD10 0NH
T: +44 (0) 1561 361515 **E:** info@oiltechnics.com **W:** www.oiltechnics.com

Oil Technics Ltd reserve the right to modify any specification at any time and without prior notice. All information is provided for guidance purposes only. Oil Technics Ltd will not accept liability from misuse or misapplication of any of our products.

